


- **Miniature**
- **Lowest Impedance**
- **Long Life
2k-8k Hours**
- **Smaller Size**
- **Solvent Proof**
- **+105°C Max.
Temperature**



The LXZ series is a low impedance miniature series for high frequency use that has been upgraded due to improved internal design and an innovative reformulated electrolyte. The LXZ capacitors are downsized versions of LXV with even lower impedance than either the LXV or LXV series. Depending on the case diameter, the LXZ capacitors now offer an extended lifetime ranging from 2,000 to 8,000 hours at +105°C with the full rated ripple current applied. The large capacitance, wide temperature range, long life, and low impedance at high frequencies make the LXZ capacitors ideal for use in switching power supplies or any other application requiring high reliability characteristics.

The LXZ series capacitors are solvent proof. Refer to the Mini-Glossary for cleaning guidelines and recommended cleaning agents that are compatible with United Chemi-Con products.

Summary of Specifications

- **Radial lead terminals.**
- **Capacitance range: 12 to 18,000 μ F.**
- **Voltage range: 6.3 to 63VDC.**
- **Category temperature range: -55°C to +105°C.**
- **Leakage current: 0.01CV or 3 μ A, whichever is greater, after 2 minutes at +20°C.**
- **Standard capacitance tolerance: \pm 20%**
- **Nominal case size (D \times L): 5 \times 11.5mm to 18 \times 40mm.**
- **Rated lifetime: 2,000 to 8,000 hours at +105°C with the rated ripple current applied, depending on case size.**

LXZ Specifications

Item	Characteristics																																				
Category Temperature Range	-55 to +105°C																																				
Rated Voltage Range	6.3 to 63VDC																																				
Capacitance Range	12 to 18,000µF																																				
Capacitance Tolerance	±20% (M) at +20°C, 120Hz																																				
Leakage Current	I = 0.01CV or 3µA, whichever is greater, after 2 minutes at +20°C. Where I = Max. leakage current (µA), C = Nominal capacitance (µF) and V = Rated voltage (V)																																				
Dissipation Factor (Tan δ)	At +20°C, 120Hz <table border="1" style="margin-top: 10px;"> <thead> <tr> <th>Rated Voltage (V)</th> <th>6.3</th> <th>10</th> <th>16</th> <th>25</th> <th>35</th> <th>50</th> <th>63</th> </tr> </thead> <tbody> <tr> <td>Tan δ (DF)</td> <td>0.22</td> <td>0.19</td> <td>0.16</td> <td>0.14</td> <td>0.12</td> <td>0.10</td> <td>0.08</td> </tr> </tbody> </table> When nominal capacitance exceeds 1,000µF, add 0.02 to the values above for each 1,000µF increase.	Rated Voltage (V)	6.3	10	16	25	35	50	63	Tan δ (DF)	0.22	0.19	0.16	0.14	0.12	0.10	0.08																				
Rated Voltage (V)	6.3	10	16	25	35	50	63																														
Tan δ (DF)	0.22	0.19	0.16	0.14	0.12	0.10	0.08																														
Impedance at 100kHz	At 100kHz, maximum impedance at +20°C and -10°C is specified in the Ratings Tables.																																				
Rated Ripple Current Multipliers <i>Refer to Section 4 of the Mini-Glossary for explanation of Rated Ripple Current Multipliers.</i>	Ambient Temperature (°C) <table border="1" style="margin-top: 5px;"> <thead> <tr> <th>≤ +65°C</th> <th>+85°C</th> <th>+105°C</th> </tr> </thead> <tbody> <tr> <td>2.23</td> <td>1.73</td> <td>1.00</td> </tr> </tbody> </table> Frequency (Hz) <table border="1" style="margin-top: 5px;"> <thead> <tr> <th>Capacitance (µF)</th> <th>120Hz</th> <th>1kHz</th> <th>10kHz</th> <th>100kHz</th> </tr> </thead> <tbody> <tr> <td>12 - 180µF</td> <td>0.40</td> <td>0.75</td> <td>0.90</td> <td>1.00</td> </tr> <tr> <td>220 - 560µF</td> <td>0.50</td> <td>0.85</td> <td>0.94</td> <td>1.00</td> </tr> <tr> <td>680 - 1,800µF</td> <td>0.60</td> <td>0.87</td> <td>0.95</td> <td>1.00</td> </tr> <tr> <td>2,200 - 3,900µF</td> <td>0.75</td> <td>0.90</td> <td>0.95</td> <td>1.00</td> </tr> <tr> <td>4,700 - 18,000µF</td> <td>0.85</td> <td>0.95</td> <td>0.98</td> <td>1.00</td> </tr> </tbody> </table>	≤ +65°C	+85°C	+105°C	2.23	1.73	1.00	Capacitance (µF)	120Hz	1kHz	10kHz	100kHz	12 - 180µF	0.40	0.75	0.90	1.00	220 - 560µF	0.50	0.85	0.94	1.00	680 - 1,800µF	0.60	0.87	0.95	1.00	2,200 - 3,900µF	0.75	0.90	0.95	1.00	4,700 - 18,000µF	0.85	0.95	0.98	1.00
≤ +65°C	+85°C	+105°C																																			
2.23	1.73	1.00																																			
Capacitance (µF)	120Hz	1kHz	10kHz	100kHz																																	
12 - 180µF	0.40	0.75	0.90	1.00																																	
220 - 560µF	0.50	0.85	0.94	1.00																																	
680 - 1,800µF	0.60	0.87	0.95	1.00																																	
2,200 - 3,900µF	0.75	0.90	0.95	1.00																																	
4,700 - 18,000µF	0.85	0.95	0.98	1.00																																	
Endurance (Load Life)	The following specifications shall be satisfied when the capacitors are restored to +20°C after subjecting them to DC voltage for the specified test time at +105°C with the rated ripple current applied. The sum of the DC voltage and peak AC voltage must not exceed the full rated voltage of the capacitors. <table border="1" style="margin-top: 10px;"> <thead> <tr> <th>Case Diameter</th> <th>Ø5 & Ø6.3mm</th> <th>Ø8mm</th> <th>Ø10mm</th> <th>Ø12.5mm</th> <th>Ø16 & Ø18mm</th> </tr> </thead> <tbody> <tr> <td>Test Time</td> <td>2,000 Hours</td> <td>3,000 Hours</td> <td>5,000 Hours</td> <td>7,000 Hours</td> <td>8,000 Hours</td> </tr> </tbody> </table> Capacitance change: ≤ ±20% of initial measured value Tan δ (DF) : ≤ 200% of initial specified value Leakage current : ≤ initial specified value	Case Diameter	Ø5 & Ø6.3mm	Ø8mm	Ø10mm	Ø12.5mm	Ø16 & Ø18mm	Test Time	2,000 Hours	3,000 Hours	5,000 Hours	7,000 Hours	8,000 Hours																								
Case Diameter	Ø5 & Ø6.3mm	Ø8mm	Ø10mm	Ø12.5mm	Ø16 & Ø18mm																																
Test Time	2,000 Hours	3,000 Hours	5,000 Hours	7,000 Hours	8,000 Hours																																
Shelf Life	The following specifications shall be satisfied when the capacitors are restored to +20°C after exposing them for 1,000 hours at +105°C without voltage applied. The rated voltage shall be applied to the capacitors for a minimum of 30 minutes, at least 24 hours and not more than 48 hours before the measurements. Capacitance change: ≤ ±20% of initial measured value Tan δ (DF) : ≤ 200% of initial specified value Leakage current : ≤ initial specified value																																				

Diagram of Dimensions

VB/Radial Lead
Unit: mm

Gas escape end seal for all case diameters.

Refer to Packaging section for Miniature taping and ammo box specifications and Lead Configurations section for Miniature radial lead cut and lead forming options.

ØD	ØD' max.	L' max.	Ød	F ± 0.5
5	ØD + 0.5	L + 1.5	0.5	2.0
6.3	ØD + 0.5	L + 1.5	0.5	2.5
8	ØD + 0.5	L + 1.5	0.6	3.5
10, 12.5	ØD + 0.5	L + 1.5	0.6	5.0
16, 18	ØD + 0.5	L + 1.5	0.8	7.5

Part Numbering System for LXZ Series

When ordering, always specify complete catalog number for LXZ Series.

LXZ	35	VB	331	M	10X16	LL
Lead Length: LL is Standard. Case Code: See Case Sizes in Tables. Capacitance Tolerance: M = ±20% Capacitance Value: Expressed in Microfarads. The first two digits are significant figures, and the third digit indicates the number of zeros for capacitance of 100µF or more. R indicates the decimal point for capacitance less than 100µF (e.g. R33 = .33µF; 3R3 = 3.3µF; 33R = 33µF; 331 = 330µF; 332 = 3,300µF; 333 = 33,000µF). Lead Configuration: VB = Radial Lead Terminals. DC Rated Voltage: Expressed in Volts (e.g. 35 = 35WVDC). Series Name: Indicates Basic Capacitor Design.						

Standard Voltage Ratings - VB/Radial Lead

Rated Voltage (WVDC)	Capacitance (µF)	Catalog Part Number	Nominal Case Size* D × L (mm)	Maximum Impedance (Ω) at		Rated Ripple Current (mA rms) at +105°C, 100kHz
				+20°C, 100kHz	-10°C, 100kHz	
6.3 Volts 8 Volts Surge	150	LXZ6.3VB151M5X11LL	5 × 11.5	0.5	1.0	175
	330	LXZ6.3VB331M6X11LL	6.3 × 11.5	0.25	0.5	290
	470	LXZ6.3VB471M6X15LL	6.3 × 15	0.18	0.36	400
	680	LXZ6.3VB681M8X12LL	8 × 12	0.12	0.24	555
	820	LXZ6.3VB821M10X12LL	10 × 12.5	0.09	0.18	760
	1,000	LXZ6.3VB102M8X15LL	8 × 15	0.09	0.18	730
	1,200	LXZ6.3VB122M8X20LL	8 × 20	0.08	0.16	810
	1,200	LXZ6.3VB122M10X16LL	10 × 16	0.068	0.136	1,050
	1,500	LXZ6.3VB152M10X20LL	10 × 20	0.052	0.104	1,220
	2,200	LXZ6.3VB222M10X25LL	10 × 25	0.045	0.09	1,440
	2,700	LXZ6.3VB272M10X30LL	10 × 30	0.037	0.074	1,690
	3,300	LXZ6.3VB332M12X20LL	12.5 × 20	0.038	0.076	1,660
	3,900	LXZ6.3VB392M12X25LL	12.5 × 25	0.03	0.06	1,950
	4,700	LXZ6.3VB472M12X30LL	12.5 × 30	0.025	0.05	2,310
5,600	LXZ6.3VB562M12X35LL	12.5 × 35	0.022	0.044	2,510	

*The case sizes in table are with no sleeve, refer to diagram for case sizes with sleeve.

Standard Voltage Ratings - VB/Radial Lead

Rated Voltage (WVDC)	Capacitance (µF)	Catalog Part Number	Nominal Case Size* D × L (mm)	Maximum Impedance (Ω) at		Rated Ripple Current (mA rms) at +105°C, 100kHz
				+20°C, 100kHz	-10°C, 100kHz	
6.3 Volts 8 Volts Surge	5,600	LXZ6.3VB562M16X20LL	16 × 20	0.029	0.058	2,210
	6,800	LXZ6.3VB682M12X40LL	12.5 × 40	0.017	0.034	2,870
	6,800	LXZ6.3VB682M16X25LL	16 × 25	0.022	0.044	2,560
	6,800	LXZ6.3VB682M18X20LL	18 × 20	0.028	0.056	2,490
	8,200	LXZ6.3VB822M16X30LL	16 × 30	0.019	0.038	3,010
	10,000	LXZ6.3VB103M16X35LL	16 × 35	0.017	0.034	3,150
	10,000	LXZ6.3VB103M18X25LL	18 × 25	0.02	0.04	2,740
	12,000	LXZ6.3VB123M16X40LL	16 × 40	0.015	0.03	3,710
	12,000	LXZ6.3VB123M18X30LL	18 × 30	0.018	0.036	3,330
	15,000	LXZ6.3VB153M18X35LL	18 × 35	0.016	0.032	3,680
18,000	LXZ6.3VB183M18X40LL	18 × 40	0.015	0.03	3,800	
10 Volts 13 Volts Surge	100	LXZ10VB101M5X11LL	5 × 11.5	0.5	1.0	175
	220	LXZ10VB221M6X11LL	6.3 × 11.5	0.25	0.5	290
	330	LXZ10VB331M6X15LL	6.3 × 15	0.18	0.36	400
	470	LXZ10VB471M8X12LL	8 × 12	0.12	0.24	555
	680	LXZ10VB681M8X15LL	8 × 15	0.09	0.18	730
	680	LXZ10VB681M10X12LL	10 × 12.5	0.09	0.18	760
	1,000	LXZ10VB102M8X20LL	8 × 20	0.08	0.16	810
	1,000	LXZ10VB102M10X16LL	10 × 16	0.068	0.136	1,050
	1,200	LXZ10VB122M10X20LL	10 × 20	0.052	0.104	1,220
	1,500	LXZ10VB152M10X25LL	10 × 25	0.045	0.09	1,440
	1,800	LXZ10VB182M10X30LL	10 × 30	0.037	0.074	1,690
	2,200	LXZ10VB222M12X20LL	12.5 × 20	0.038	0.076	1,660
	3,300	LXZ10VB332M12X25LL	12.5 × 25	0.03	0.06	1,950
	3,900	LXZ10VB392M12X30LL	12.5 × 30	0.025	0.05	2,310
	3,900	LXZ10VB392M16X20LL	16 × 20	0.029	0.058	2,210
	4,700	LXZ10VB472M12X35LL	12.5 × 35	0.022	0.044	2,510
	5,600	LXZ10VB562M12X40LL	12.5 × 40	0.017	0.034	2,870
	5,600	LXZ10VB562M16X25LL	16 × 25	0.022	0.044	2,560
	5,600	LXZ10VB562M18X20LL	18 × 20	0.028	0.056	2,490
	6,800	LXZ10VB682M16X30LL	16 × 30	0.019	0.038	3,010
	6,800	LXZ10VB682M18X25LL	18 × 25	0.02	0.04	2,740
	8,200	LXZ10VB822M16X35LL	16 × 35	0.017	0.034	3,150
	8,200	LXZ10VB822M18X30LL	18 × 30	0.018	0.036	3,330
	10,000	LXZ10VB103M16X40LL	16 × 40	0.015	0.03	3,710
10,000	LXZ10VB103M18X35LL	18 × 35	0.016	0.032	3,680	
12,000	LXZ10VB123M18X40LL	18 × 40	0.015	0.03	3,800	
16 Volts 20 Volts Surge	47	LXZ16VB47M5X11LL	5 × 11.5	0.5	1.0	175
	100	LXZ16VB101M6X11LL	6.3 × 11.5	0.25	0.5	290
	220	LXZ16VB221M6X15LL	6.3 × 15	0.18	0.36	400
	330	LXZ16VB331M8X12LL	8 × 12	0.12	0.24	555
	470	LXZ16VB471M8X15LL	8 × 15	0.09	0.18	730
	470	LXZ16VB471M10X12LL	10 × 12.5	0.09	0.18	760
	560	LXZ16VB561M8X20LL	8 × 20	0.08	0.16	810
	680	LXZ16VB681M10X16LL	10 × 16	0.068	0.136	1,050
	1,000	LXZ16VB102M10X20LL	10 × 20	0.052	0.104	1,220
	1,200	LXZ16VB122M10X25LL	10 × 25	0.045	0.09	1,440
	1,500	LXZ16VB152M10X30LL	10 × 30	0.037	0.074	1,690
	1,500	LXZ16VB152M12X20LL	12.5 × 20	0.038	0.076	1,660
	2,200	LXZ16VB222M12X25LL	12.5 × 25	0.03	0.06	1,950
	2,700	LXZ16VB272M12X30LL	12.5 × 30	0.025	0.05	2,310
	2,700	LXZ16VB272M16X20LL	16 × 20	0.029	0.058	2,210
	3,300	LXZ16VB332M12X35LL	12.5 × 35	0.022	0.044	2,510
	3,900	LXZ16VB392M12X40LL	12.5 × 40	0.017	0.034	2,870
	3,900	LXZ16VB392M16X25LL	16 × 25	0.022	0.044	2,560
	3,900	LXZ16VB392M18X20LL	18 × 20	0.028	0.056	2,490
	4,700	LXZ16VB472M16X30LL	16 × 30	0.019	0.038	3,010
	4,700	LXZ16VB472M18X25LL	18 × 25	0.02	0.04	2,740

*The case sizes in table are with no sleeve, refer to diagram for case sizes with sleeve.

Standard Voltage Ratings - VB/Radial Lead

Rated Voltage (WVDC)	Capacitance (µF)	Catalog Part Number	Nominal Case Size* D × L (mm)	Maximum Impedance (Ω) at		Rated Ripple Current (mA rms) at +105°C, 100kHz
				+20°C, 100kHz	-10°C, 100kHz	

16 Volts 20 Volts Surge	5,600	LXZ16VB562M16X35LL	16 × 35	0.017	0.034	3,150
	5,600	LXZ16VB562M18X30LL	18 × 30	0.018	0.036	3,330
	6,800	LXZ16VB682M16X40LL	16 × 40	0.015	0.03	3,710
	8,200	LXZ16VB822M18X35LL	18 × 35	0.016	0.032	3,680
	10,000	LXZ16VB103M18X40LL	18 × 40	0.015	0.03	3,800

25 Volts 32 Volts Surge	47	LXZ25VB47RM5X11LL	5 × 11.5	0.5	1.0	175
	100	LXZ25VB101M6X11LL	6.3 × 11.5	0.25	0.5	290
	150	LXZ25VB151M6X15LL	6.3 × 15	0.18	0.36	400
	220	LXZ25VB221M8X12LL	8 × 12	0.12	0.24	555
	330	LXZ25VB331M8X15LL	8 × 15	0.09	0.18	730
	330	LXZ25VB331M10X12LL	10 × 12.5	0.09	0.18	760
	390	LXZ25VB391M8X20LL	8 × 20	0.08	0.16	810
	470	LXZ25VB471M10X16LL	10 × 16	0.068	0.136	1,050
	680	LXZ25VB681M10X20LL	10 × 20	0.052	0.104	1,220
	820	LXZ25VB821M10X25LL	10 × 25	0.045	0.09	1,440
	1,000	LXZ25VB102M10X30LL	10 × 30	0.037	0.074	1,690
	1,000	LXZ25VB102M12X20LL	12.5 × 20	0.038	0.076	1,660
	1,500	LXZ25VB152M12X25LL	12.5 × 25	0.03	0.06	1,950
	1,800	LXZ25VB182M12X30LL	12.5 × 30	0.025	0.05	2,310
	1,800	LXZ25VB182M16X20LL	16 × 20	0.029	0.058	2,210
	2,200	LXZ25VB222M12X35LL	12.5 × 35	0.022	0.044	2,510
	2,200	LXZ25VB222M18X20LL	18 × 20	0.028	0.056	2,490
	2,700	LXZ25VB272M12X40LL	12.5 × 40	0.017	0.034	2,870
	2,700	LXZ25VB272M16X25LL	16 × 25	0.022	0.044	2,560
	3,300	LXZ25VB332M16X30LL	16 × 30	0.019	0.038	3,010
	3,300	LXZ25VB332M18X25LL	18 × 25	0.02	0.04	2,740
	3,900	LXZ25VB392M16X35LL	16 × 35	0.017	0.034	3,150
	3,900	LXZ25VB392M18X30LL	18 × 30	0.018	0.036	3,330
4,700	LXZ25VB472M16X40LL	16 × 40	0.015	0.03	3,710	
4,700	LXZ25VB472M18X35LL	18 × 35	0.016	0.032	3,680	
5,600	LXZ25VB562M18X40LL	18 × 40	0.015	0.03	3,800	

35 Volts 44 Volts Surge	33	LXZ35VB33RM5X11LL	5 × 11.5	0.5	1.0	175
	56	LXZ35VB56RM6X11LL	6.3 × 11.5	0.25	0.5	290
	100	LXZ35VB101M6X15LL	6.3 × 15	0.18	0.36	400
	150	LXZ35VB151M8X12LL	8 × 12	0.12	0.24	555
	220	LXZ35VB221M8X15LL	8 × 15	0.09	0.18	730
	220	LXZ35VB221M10X12LL	10 × 12.5	0.09	0.18	760
	270	LXZ35VB271M8X20LL	8 × 20	0.08	0.16	810
	330	LXZ35VB331M10X16LL	10 × 16	0.068	0.136	1,050
	470	LXZ35VB471M10X20LL	10 × 20	0.052	0.104	1,220
	560	LXZ35VB561M10X25LL	10 × 25	0.045	0.09	1,440
	680	LXZ35VB681M10X30LL	10 × 30	0.037	0.074	1,690
	680	LXZ35VB681M12X20LL	12.5 × 20	0.038	0.076	1,660
	1,000	LXZ35VB102M12X25LL	12.5 × 25	0.03	0.06	1,950
	1,200	LXZ35VB122M12X30LL	12.5 × 30	0.025	0.05	2,310
	1,200	LXZ35VB122M16X20LL	16 × 20	0.029	0.058	2,210
	1,500	LXZ35VB152M12X35LL	12.5 × 35	0.022	0.044	2,510
	1,800	LXZ35VB182M12X40LL	12.5 × 40	0.017	0.034	2,870
	1,800	LXZ35VB182M16X25LL	16 × 25	0.022	0.044	2,560
	1,800	LXZ35VB182M18X20LL	18 × 20	0.028	0.056	2,490
	2,200	LXZ35VB222M16X30LL	16 × 30	0.019	0.038	3,010
	2,200	LXZ35VB222M18X25LL	18 × 25	0.02	0.04	2,740
	2,700	LXZ35VB272M16X35LL	16 × 35	0.017	0.034	3,150
	2,700	LXZ35VB272M18X30LL	18 × 30	0.018	0.036	3,330
	3,300	LXZ35VB332M16X40LL	16 × 40	0.015	0.03	3,710
	3,300	LXZ35VB332M18X35LL	18 × 35	0.016	0.032	3,680
	3,900	LXZ35VB392M18X40LL	18 × 40	0.015	0.03	3,800

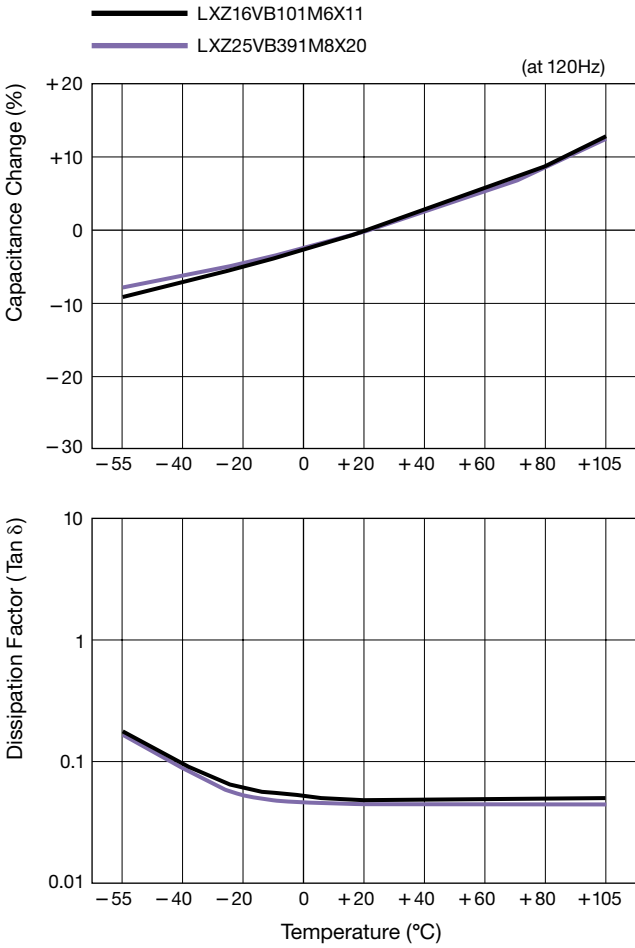
*The case sizes in table are with no sleeve, refer to diagram for case sizes with sleeve.

Standard Voltage Ratings - VB/Radial Lead

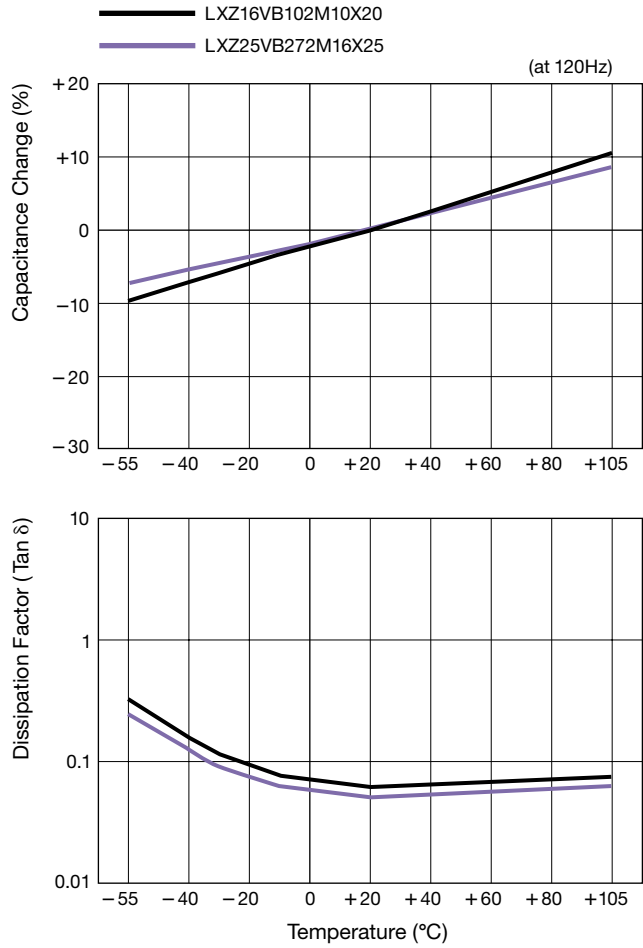
Rated Voltage (WVDC)	Capacitance (μF)	Catalog Part Number	Nominal Case Size* D × L (mm)	Maximum Impedance (Ω) at		Rated Ripple Current (mA rms) at +105°C, 100kHz
				+20°C, 100kHz	-10°C, 100kHz	
50 Volts 63 Volts Surge	22	LXZ50VB22RM5X11LL	5 × 11.5	0.9	1.8	155
	47	LXZ50VB47RM6X11LL	6.3 × 11.5	0.45	0.9	260
	68	LXZ50VB68RM6X15LL	6.3 × 15	0.31	0.62	360
	100	LXZ50VB101M8X12LL	8 × 12	0.22	0.44	485
	120	LXZ50VB121M8X15LL	8 × 15	0.16	0.32	635
	120	LXZ50VB121M10X12LL	10 × 12.5	0.16	0.32	620
	180	LXZ50VB181M8X20LL	8 × 20	0.12	0.24	730
	180	LXZ50VB181M10X16LL	10 × 16	0.13	0.26	850
	220	LXZ50VB221M10X20LL	10 × 20	0.088	0.18	1,050
	330	LXZ50VB331M10X25LL	10 × 25	0.073	0.15	1,250
	390	LXZ50VB391M10X30LL	10 × 30	0.054	0.11	1,500
	390	LXZ50VB391M12X20LL	12.5 × 20	0.059	0.12	1,480
	560	LXZ50VB561M12X25LL	12.5 × 25	0.044	0.088	1,840
	680	LXZ50VB681M12X30LL	12.5 × 30	0.039	0.078	2,220
	680	LXZ50VB681M16X20LL	16 × 20	0.048	0.096	1,840
	820	LXZ50VB821M12X35LL	12.5 × 35	0.033	0.066	2,290
	820	LXZ50VB821M18X20LL	18 × 20	0.042	0.084	1,980
	1,000	LXZ50VB102M12X40LL	12.5 × 40	0.029	0.058	2,500
	1,000	LXZ50VB102M16X25LL	16 × 25	0.034	0.068	2,240
	1,200	LXZ50VB122M16X30LL	16 × 30	0.028	0.056	2,700
	1,200	LXZ50VB122M18X25LL	18 × 25	0.029	0.058	2,610
	1,500	LXZ50VB152M16X35LL	16 × 35	0.025	0.05	2,800
	1,800	LXZ50VB182M16X40LL	16 × 40	0.021	0.042	3,200
1,800	LXZ50VB182M18X30LL	18 × 30	0.025	0.05	3,000	
2,200	LXZ50VB222M18X35LL	18 × 35	0.023	0.046	3,100	
2,700	LXZ50VB272M18X40LL	18 × 40	0.02	0.04	3,400	
63 Volts 79 Volts Surge	12	LXZ63VB12RM5X11LL	5 × 11.5	1.9	4.0	145
	22	LXZ63VB22RM6X11LL	6.3 × 11.5	1.0	2.0	240
	39	LXZ63VB39RM6X15LL	6.3 × 15	0.61	1.4	330
	68	LXZ63VB68RM8X12LL	8 × 12	0.34	0.75	405
	100	LXZ63VB101M8X15LL	8 × 15	0.27	0.65	535
	100	LXZ63VB101M10X12LL	10 × 12.5	0.255	0.51	540
	120	LXZ63VB121M10X16LL	10 × 16	0.19	0.38	600
	150	LXZ63VB151M8X20LL	8 × 20	0.21	0.52	690
	180	LXZ63VB181M10X20LL	10 × 20	0.145	0.29	890
	220	LXZ63VB221M10X25LL	10 × 25	0.13	0.26	1,050
	330	LXZ63VB331M10X30LL	10 × 30	0.09	0.18	1,300
	330	LXZ63VB331M12X20LL	12.5 × 20	0.085	0.17	1,290
	390	LXZ63VB391M12X25LL	12.5 × 25	0.07	0.14	1,720
	470	LXZ63VB471M12X30LL	12.5 × 30	0.055	0.11	2,090
	470	LXZ63VB471M16X20LL	16 × 20	0.059	0.12	1,770
	680	LXZ63VB681M12X35LL	12.5 × 35	0.047	0.094	2,270
	680	LXZ63VB681M16X25LL	16 × 25	0.05	0.10	2,160
	680	LXZ63VB681M18X20LL	18 × 20	0.055	0.11	2,290
	820	LXZ63VB821M12X40LL	12.5 × 40	0.042	0.084	2,560
	820	LXZ63VB821M16X30LL	16 × 30	0.043	0.086	2,670
	820	LXZ63VB821M18X25LL	18 × 25	0.043	0.086	2,590
	1,000	LXZ63VB102M16X35LL	16 × 35	0.036	0.072	2,770
	1,200	LXZ63VB122M16X40LL	16 × 40	0.03	0.06	2,850
1,200	LXZ63VB122M18X30LL	18 × 30	0.032	0.064	2,950	
1,500	LXZ63VB152M18X35LL	18 × 35	0.03	0.06	3,100	
1,800	LXZ63VB182M18X40LL	18 × 40	0.025	0.05	3,210	

*The case sizes in table are with no sleeve, refer to diagram for case sizes with sleeve.

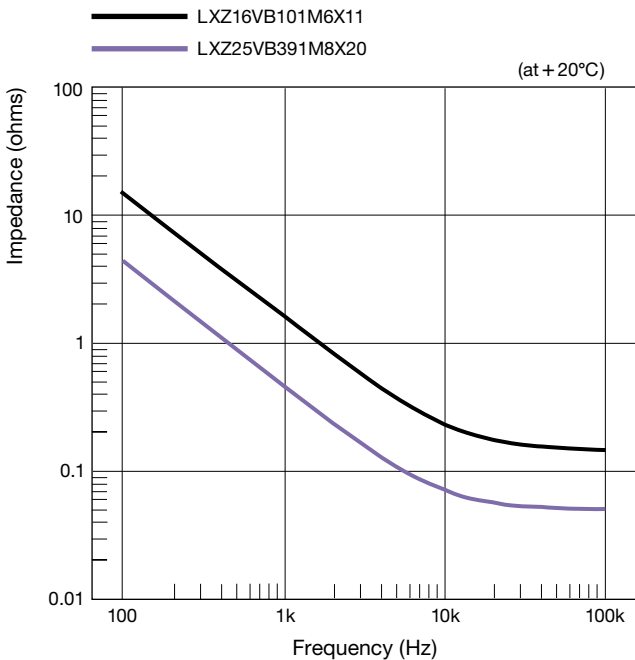
Temperature Characteristics



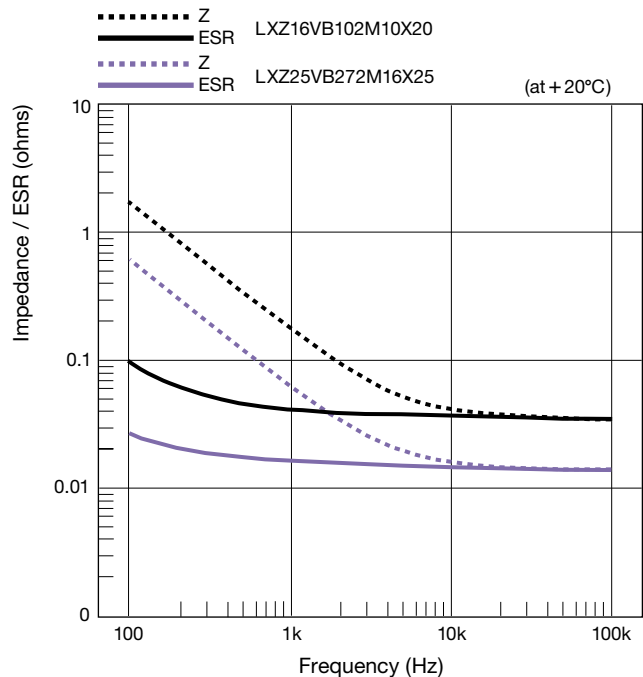
Temperature Characteristics



Impedance - Frequency Characteristics



Impedance/ESR - Frequency Characteristics



LXZ
MINIATURE -105°C