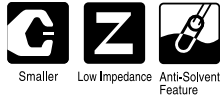



ALUMINUM ELECTROLYTIC CAPACITORS

HN Ultra Low Impedance,
For PC motherboard
series



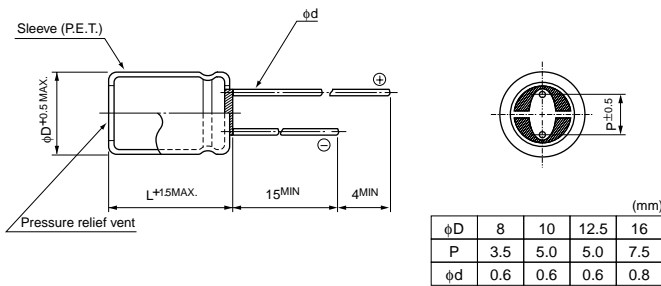
- Lower impedance than HM series.
- Adapted to the RoHS directive (2002/95/EC).



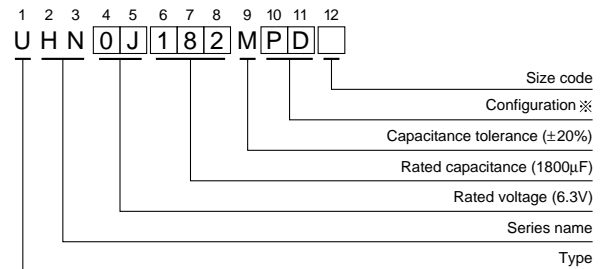
Specifications

Item	Performance Characteristics				
Category Temperature	- 25 to +105°C				
Rated Voltage Range	6.3 to 16V				
Rated Capacitance Range	330 to 8200µF				
Capacitance Tolerance	±20% (120Hz, 20°C)				
Leakage Current	After 2 minutes' application of rated voltage, leakage current is less than 0.03CV For capacitance of more than 1000µF, add 0.02 for every increase of 1000µF				
Tangent of loss angle (tan δ)	Rated voltage (V)	6.3	10	16	120Hz 20°C
	tan δ (MAX.)	0.22	0.19	0.16	
Stability at Low Temperature	Rated voltage (V)	6.3	10	16	120Hz
	Impedance ratio ZT / Z20 (MAX.) Z-25°C / Z+20°C	3	3	3	
Endurance	The specifications listed at right shall be met when the capacitors are restored to 20°C after D.C. bias plus rated ripple current is applied for 2000 hours at 105°C, the peak voltage shall not exceed the rated voltage.				
	Capacitance change	Within ±30% of initial value			
	tan δ	200% or less of initial specified value			
	Leakage current	Less than or equal to the initial specified value			
Marking	Printed with gold color on black sleeve.				

Radial Lead Type



Type numbering system (Example : 6.3V 1800µF)



※ Configuration

φ D	Pb-free leadwire Pb-free PET sleeve
8 - 10	PD
12.5 - 16	HD

• Please refer to page 20 about the end seal configuration.

Standard ratings

Cap. (µF)	Code	6.3 (0J)			10 (1A)			16 (1C)		
		Case size φD × L (mm)	Impedance (mΩ) MAX. 20°C / 100kHz	Rated ripple (mArms) 105°C / 100kHz	Case size φD × L (mm)	Impedance (mΩ) MAX. 20°C / 100kHz	Rated ripple (mArms) 105°C / 100kHz	Case size φD × L (mm)	Impedance (mΩ) MAX. 20°C / 100kHz	Rated ripple (mArms) 105°C / 100kHz
330	331							8 × 11.5	21	1300
470	471				8 × 11.5	21	1300	8 × 11.5	21	1300
560	561	8 × 11.5	21	1300				▲ 10 × 12.5	18	1760
680	681				8 × 11.5	21	1300	10 × 12.5	18	1760
820	821	8 × 11.5	21	1300	▲ 10 × 12.5	18	1760	● 8 × 20	12	2220
1000	102	8 × 15	20	1700	○ 10 × 16	11	2280	○ 10 × 16	11	2280
1200	122	▲ 10 × 12.5	18	1760	● 8 × 20	12	2220	▲ 8 × 20	12	2220
1500	152	8 × 20	12	2220	○ 8 × 20	12	2220	● 10 × 20	10	2900
1800	182	10 × 16	11	2280	▲ 8 × 20	12	2220	10 × 20	10	2900
2200	222	10 × 16	11	2280	10 × 20	10	2900	▲ 12.5 × 20	9	3190
2700	272	10 × 20	10	2900	▲ 12.5 × 20	9	3190	▲ 12.5 × 25	8	3370
3300	332	10 × 25	9	3190	12.5 × 20	9	3190	12.5 × 25	8	3370
4700	472	▲ 12.5 × 20	9	3190	12.5 × 25	8	3370	16 × 25	7	3610
5600	562	12.5 × 20	9	3190	16 × 25	7	3610			
8200	822	12.5 × 25	8	3370						
		16 × 25	7	3610						

Please refer to page 20, 21, 22 about the formed or taped product spec.
Please refer to page 4 for the minimum order quantity.

- ▲ : In this case, [6] will be put at 12th digit of type numbering system.
- : In this case, [3] will be put at 12th digit of type numbering system.
- : In this case, [9] will be put at 12th digit of type numbering system.